

# A local dormancy cline is related to the seed maturation environment, population genetic composition and climate

Eduardo Fernández-Pascual<sup>1\*</sup>, Borja Jiménez-Alfaro<sup>1,2</sup>, Juli Caujapé-Castells<sup>3</sup>, Ruth Jaén-Molina<sup>3</sup>, Tomás Emilio Díaz<sup>1</sup>

<sup>1</sup> Jardín Botánico Atlántico, Universidad de Oviedo, Avda. del Jardín Botánico 2230, 33394 Gijón/Xixón, Spain; <sup>2</sup> Department of Botany and Zoology, Masaryk University, Kotlářská 267/2, 611 37 Brno, Czech Republic; and <sup>3</sup> Jardín Botánico Canario "Viera y Clavijo" - Unidad Asociada CSIC, Cabildo de Gran Canaria, Aptdo. 14 de Tafira Alta, 35017 Las Palmas de Gran Canaria, Spain

\* For correspondence. E-mail [eduardofp@indurot.uniovi.es](mailto:eduardofp@indurot.uniovi.es); Fax 0034985130685

This is a pre-copyedited, author-produced PDF of an article accepted for publication in *Annals of Botany* following peer review. The version of record (Fernández Pascual, E., Jiménez-Alfaro, B., Caujapé-Castells, J., Jaén-Molina, R. & Díaz González, T.E. (2013) A local dormancy cline is related to the seed maturation environment, population genetic composition and climate. *Annals of Botany* 112: 937-945) is available online at: <http://dx.doi.org/10.1093/aob/mct154>.

## ABSTRACT

**Background and Aims** Seed dormancy varies within species in response to climate, both in the long term (through ecotypes or clines) and in the short term (through the influence of the seed maturation environment). Disentangling both processes is crucial to understand plant adaptation to environmental changes. Here we investigated the local patterns of seed dormancy in a narrow endemic species, *Centaurium somedanum*, to determine the influence of the seed maturation environment, population genetic composition and climate.

**Methods** We performed laboratory germination experiments to measure dormancy in (1) seeds collected from different wild populations along a local altitudinal gradient and (2) seeds of a subsequent generation produced in a common garden. We characterized the genetic composition of the original populations using Inter-Simple Sequence Repeat PCR and PCoA, and analyzed its correlation to the dormancy patterns of both generations. We also modelled the effect of the local climate on dormancy.

**Key Results** We found an altitudinal dormancy cline in the wild populations, which was maintained by the plants grown in the common garden. However, seeds from the common garden responded better to stratification, and their release from dormancy was more intense. The patterns of dormancy variation were correlated to genetic composition; while lower temperature and summer precipitation at the population sites predicted higher dormancy in the seeds of both generations.

**Conclusions** The dormancy cline in *C. somedanum* is related to a local climatic gradient and also corresponds with genetic differentiation among populations. This cline is further affected by the weather conditions during seed maturation, which influence the receptiveness to dormancy-breaking factors. These results show that dormancy is influenced both by long and short term climatic variation. Such processes at such a reduced spatial scale highlight the potential of plants to adapt to fast environmental changes.

**Key words:** *Centaurium somedanum*, clinal variation, common garden, ecophysiology, endemic, Gentianaceae, germination, ISSR, plant-climate interactions, PCoA, seed ecology

## INTRODUCTION

Dormancy is a quantitative seed trait that defines the range of environmental conditions that must be met before germination can occur (Vleeshowers *et al.*, 1995; Finch-Savage and Leubner-Metzger, 2006). A seed able to germinate over the widest possible range of conditions is non-dormant; any narrowing of these conditions is by definition an increase in the level of seed dormancy. Dormancy levels vary temporally in any individual seed, most markedly in the case of physiological dormancy (*sensu* Baskin and Baskin, 2004). Upon dispersal, these seeds show primary dormancy, either total (i.e., no germination under any conditions) or conditional (i.e., germination under a restricted set of conditions) (Baskin and Baskin, 1998; Fenner and Thompson, 2005). This dormancy can be

alleviated by certain environmental signals, the dormancy-breaking factors (Batlla *et al.*, 2003; Batlla and Benech-Arnold, 2003, 2004, 2005). In response to these factors the seeds gradually lose dormancy and their range of germination conditions broadens (Steadman and Pritchard, 2004; Orrù *et al.*, 2012) until eventually they become non-dormant. In some cases, the seeds that do not meet adequate germination conditions enter secondary dormancy as a response to further environmental cues (Brandel, 2005; Kepczynski *et al.*, 2006; Leymarie *et al.*, 2008). These dormancy cycles (Batlla and Benech-Arnold, 2007) go on throughout the year, matching the annual temperature cycles, and have been termed the dormancy continuum (Baskin and Baskin, 1985).

At any given time, spatial variation in seed dormancy can be observed among individuals and

populations of the same species, as a consequence of different stages in the dormancy continuum. Variation becomes apparent not only in the dormancy levels, but also in the receptiveness to dormancy-breaking factors (Black *et al.*, 2006). Many studies have found dormancy variation among seed collections from different sites and years (Moyer and Lang, 1976; Andersson and Milberg, 1998; Schütz and Rave, 2003; Koutecká and Leps, 2009; Herranz *et al.*, 2010). These investigations have usually considered broad geographical scales, detecting changes in dormancy associated with latitudinal differences (Ren and Abbott, 1991; Skordilis and Thanos, 1995; Wagmann *et al.*, 2012). Similarly, a positive correlation between dormancy and population altitude has often been established (Vickery, 1983; Beardsell and Mullet, 1984; Holm, 1994; Cavieres and Arroyo, 2000), but exceptions to this pattern have also been found (Barclay and Crawford, 1984; Giménez-Benavides *et al.*, 2005). Further dormancy variation has been detected among seed collections from different environments. For example, in *Artemisia tridentata* Nutt. a negative effect of the winter temperature on seed dormancy was described on a wide gradient along western North America (Meyer and Monsen, 1991). *Thymelaea hirsuta* (L.) Endl. showed differences in the germinability of seeds collected in six different desert habitats, with lower germination in seeds from the more extreme sites (El-Keblawy *et al.*, 1996). Regional differences in climatic conditions, which vary with latitude/altitude and among habitats, are probably the cause behind some of these correlations.

Field studies, however, cannot disentangle the long and the short term effects of climate. Long term effects arise from sustained climatic differences among sites, which may result in inheritable dormancy differences through ecotypes (Hufford and Mazer, 2003) and clinal variation (Montague *et al.*, 2007). On the other hand, short term effects are produced by the specific weather during the seed maturation season, and are usually termed the parental or maternal environment effect (Fenner, 1991; Donohue, 2009). This issue is partially addressed by common garden experiments, where seeds with controlled genetic origin are matured under controlled conditions. Such an approach has confirmed that low temperatures and water availability during seed maturation result in more dormant seeds (Wright *et al.*, 1999; Allen and Meyer, 2002; Luzuriaga *et al.*, 2006; Qaderi *et al.*, 2006; Hoyle *et al.*, 2008; Figueroa *et al.*, 2010). At the same time, work has been done to unravel the genetic basis of dormancy variation, understood as a complex quantitative trait controlled by a large number of genes, plant hormones and maternal factors (Koorneef *et al.*, 2002). In the model species *Arabidopsis thaliana* (L.) Heynh., variation in dormancy related genes (Bentsink *et al.*, 2006; 2010) has been identified in relation to maturation environment, seed provenance (Chiang *et al.*, 2011) and local adaptation (Kronholm *et al.*, 2012). Therefore, both inheritable genetic differences and the seed maturation environment seem to determine dormancy

variation in the field, but understanding the respective roles of these two sources of variation is not trivial. In seasonal climates germination traits allow a precise timing of seed germination and seedling establishment, are subjected to natural selection, and determine the action of natural selection in subsequent life history traits (Donohue, 2005; Donohue *et al.*, 2005a, b, c). Thus, ascertaining how seed dormancy responds to local climate in the short and the long term is crucial to understand how germination timing and plant regeneration will be affected by environmental change, especially climate warming (Walck *et al.*, 2011; Ooi, 2012).

The interpretation of local adaptation and clinal variation in *A. thaliana* and other widespread species, however, is often obscured because only part of the species distribution is studied; as a consequence the influence of biogeographic and historical events (e.g., different colonization events by already adapted ecotypes) cannot be entirely assessed (Montesinos-Navarro *et al.*, 2011). One clear advantage of studying narrow endemic species is that biogeographical and historical influences are not substantial, and local adaptation can be assumed to have taken place *in situ* along the environmental gradient. Furthermore, the results obtained in plants with widespread distributions should not be directly extrapolated to the reduced geographical scales where some endemic species occur. One of such species is the mountain spring specialist *Centaureum somedanum* M. Laínz (Gentianaceae), an endemic perennial herb of the Cantabrian Mountains of north-western Spain. The seeds of this species have non-deep simple morphophysiological dormancy; and the physiological component of this dormancy shows within-species variation at a local scale (Fernández-Pascual *et al.*, 2012). In this work, we separate the effects of environmental and genetic variability on the observed physiological dormancy variation of this species to test whether (1) the patterns of intraspecific variation in seed dormancy levels at dispersal and receptiveness to dormancy-breaking factors, shown by the populations in nature, are maintained or altered when the plants and the seeds mature in a common garden environment; (2) such patterns are correlated to the genetic composition of the original wild populations; and (3) such patterns may be explained by the local climate at the population sites.

## MATERIALS AND METHODS

### *Plant material*

*Centaureum somedanum* is confined to a 210 km<sup>2</sup> mountain area (Jiménez-Alfaro *et al.*, 2010) where discrete populations occur in close association with calcareous springs (Jiménez-Alfaro *et al.*, 2013). The regional climate is transitional between Oceanic and Continental-Mediterranean zones, and the local climatic differences depend mainly on altitude (600-1700 m above sea level) but also on the distance to the sea and the exposure of the mountain range (Rodríguez, 1985).

The reproductive output in nature is high, usually two-four fruits per individual with c. 140 seeds each, although the number of fruits can reach up to 15 (Jiménez-Alfaro *et al.*, 2005). The proportion of viable seeds is usually over 95 % (Fernández-Pascual *et al.*, 2012). The species is assumed to be a facultative outcrosser, as is common in the genus (Rich, 2005; Brys and Jacquemyn, 2011). Flowering begins in early July, proceeds during summer and ripe seeds are dispersed in September and October (Jiménez-Alfaro *et al.*, 2010).

In September-October 2009 we visited the 16 known populations of *C. somedanum* and took a census by direct counting of all the reproductive adults (i.e., individuals with flowers or fruits) living there in that moment (the initial parent generation, P) (Table 1). We collected leaf tissue for genetic analysis from these P individuals, sampling a number of adults proportional to the local population size and occupation area (Table 1), and evenly distributed across each site. Immediately after collection, we dried the leaves over silica gel in sealed containers and kept them there until further use. From 13 populations covering the entire distribution area of the species (Fig. 1), we collected seeds (the first seed generation, F<sub>1</sub>) sampling all P individuals with ripe fruits. The seed collections spent a three week period at moderate humidity (c. 22 °C, 50 % RH) in our laboratory to ensure a homogeneous maturation state before being cleaned and used in the germination experiments.

#### *Germination and common garden experiments*

We sowed seeds from all F<sub>1</sub> populations on 1 % distilled water agar held in 6-cm-diameter Petri dishes (eight dishes with 25 seeds each per population), sealed with Parafilm to prevent desiccation. Half of the dishes (the fresh seeds) went immediately into the incubation conditions for germination to check dormancy at dispersal; the other half (the stratified seeds) were exposed to wet-cold stratification (12 weeks, 1 % agar, 3 °C, darkness) before being placed in the germination conditions, to assess their receptiveness to dormancy-breaking factors. The germination incubations were conducted in a growth chamber (Grow-S 360, Ing. Climas, Barcelona, Spain) programmed with a 12h-light/12h-darkness photoperiod (c. 20  $\mu\text{mol m}^{-2} \text{s}^{-1}$  during the light phase provided by six Philips TLD30W/54-765 cool fluorescent tubes) coupled with a 22/12 °C thermoperiod. These conditions promote *C. somedanum* germination once dormancy is broken (Fernández-Pascual *et al.*, 2012; Fernández-Pascual *et al.*, 2013). Apart from the population-level germination, we analyzed the germination of seeds produced by the same individual plant in four F<sub>1</sub> populations (CM, BR, PU and VA; three individuals per population), using the same germination protocol. During the incubations, we counted and discarded germinated seeds three times a week. Radicle protrusion was the criterion for germination. We terminated the experiments after four weeks and opened the non germinated seeds with a scalpel, classifying them as normal, empty or fungus

infected. We excluded the empty (1.3 %  $\pm$  0.3) and infected (1.0 %  $\pm$  0.2) seeds from the statistical analyses and the calculation of germination percentages.

At the end of the F<sub>1</sub> germination experiment we chose a reduced sample of seven populations (covering the entire distribution area, Fig. 1) and grew their seedlings in a common garden experiment to produce a second seed generation (the F<sub>2</sub>). To prevent an artificial selection of less dormant genotypes, we left the F<sub>1</sub> stratified seeds for ten additional weeks in the germination incubations, until at least 80 % of the seeds had germinated. We planted the seedlings in 5 cm<sup>3</sup> plastic pots containing standard growth medium (Sustrato Universal, Pons Agropecuaria S.L., Madrid, Spain), and kept them saturated in water in a greenhouse at c. 20 °C during their first summer. In September 2010 we randomly selected 20 plants per population, transplanted them to 10 cm<sup>3</sup> plastic pots with the same medium and carried them to an open air garden (Jardín Botánico Atlántico, Xixón, Spain) to meet the vernalization requirement for flowering. This garden is 70 km away from the original populations, at sea level, and its climate is warmer (Table 1), making more evident any possible seed maturation environment effects on dormancy. We placed the pots in floating trays (one tray per population) inside a pool protected from the wind and constantly inundated by rain water to represent the original spring habitat. Periodically we changed the position of the trays in a random way. Shortly before flowering (May 2011) we covered each tray with a white nylon mesh to prevent interpopulation pollination. In July 2011 we collected the ripe F<sub>2</sub> fruits and used them in a new population-level germination experiment with the same conditions as for the F<sub>1</sub>.

We analyzed the patterns of dormancy variation in the seven populations represented in the common garden by (1) fitting a linear regression between the F<sub>1</sub> and F<sub>2</sub> germination percentages per population; and (2) fitting a factorial Generalized Linear Mixed Model (GLMM, logit link function, binomial distribution) to the germination data with stratification (yes/no) and seed generation as fixed predictors and population as a random factor. We performed these tests with the SPSS Statistics 20 software (IBM, Armonk, USA).

#### *Genetic analysis*

For DNA extraction we used the CTAB 2X method as modified by Caujapé-Castells *et al.* (2011). We quantified the extracted DNA concentration using a Biophotometer (Eppendorf, Hamburg, Germany) and deposited aliquots of the DNA extracts in the DNA Bank of the Jardín Botánico Canario "Viera y Clavijo" - Unidad Asociada CSIC, Cabildo de Gran Canaria. Afterwards we conducted an Inter-Simple Sequence Repeat PCR (ISSR) using eight different 3'-anchored universal primers described in Meimberg *et al.* (2006) (Table 2), including two primers instead of one in the amplification reactions to increase the number of PCR fragments. Each 25  $\mu\text{l}$  reaction volume contained 2.5

$\mu\text{L}$  10x PCR buffer (100 mM Tris-HCl, 15 mM  $\text{MgCl}_2$ , 500 mM KCl), 1  $\mu\text{L}$  BSA (20 mg/mL), 0.5  $\mu\text{L}$  dNTPs (10 mM each), 0.5  $\mu\text{L}$  of each primer (10  $\mu\text{M}$ ), 0.3  $\mu\text{L}$  Roche Taq DNA polymerase and 1  $\mu\text{L}$  of DNA (20 ng). The amplification reactions were carried out using a C1000 Thermal Cycler (Bio-Rad, Hercules, USA) with the following PCR profile: (1) 94 °C for 2 min; (2) 35 cycles at 94 °C for 1 min, specific annealing temperature for each primer (Table 2) for 1 min, 72 °C for 1 min; and (3) final extension at 72 °C for 5 min. Afterwards we electrophoresed 5  $\mu\text{L}$  of the PCR products on 1.8 % agarose gels stained with SyBr Safe DNA Gel Stain (Life Technologies, New York, USA) during 1.5 h at 100 V in 1X TBE buffer. We visualized and photographed the gels using an AlphaImager EP imaging system (Cell BioSciences Inc., Santa Clara, USA). The 100 bp ladder H3 RTU (Nippon Genetics Europe GmbH, Düren, Germany) provided DNA fragment size verification. Amplification fragments on the gels had a variable length between 150 and 1700 bp. We manually constructed a binary 0/1 matrix based on the absence/presence of the DNA bands; the final matrix included 54 diallelic loci and 324 individuals.

We performed a Principal Coordinate Analysis (PCoA) of this binary matrix, based on the Euclidean Distance (as implemented in PAST, Hammer *et al.*, 2001), to represent the genetic relationships among populations and individuals (hereafter referred to as genetic composition). This technique reduces the complex multidimensional variability of a given matrix in two or more dimensions or ordination axes (Leps and Smilauer, 2003). Because of their capability of representing genetic differentiation, ordination axis obtained from a neutral loci matrix can be used to assess correlations between genetic composition and other variables (Lee and Mitchell-Olds, 2011; Treier and Müller-Schärer, 2011). Here, we used the population and individual values from the first PCoA axis (Table 1) to test possible correlations between seed dormancy and genetic composition. We fitted binary logistic regressions between the germination results (separately per generation and fresh/stratified seeds) and the mean value of the P populations in the first PCoA axis. When germination data per individual plant were available, we repeated the binary logistic regression using the individual values in the genetic axis, and including the population of origin as a random factor. We performed these tests with SPSS Statistics 20.

#### *Climatic models*

To determine if dormancy variation could be predicted from the local environment of the original wild populations, we fitted main effects GLMs to the germination results (separately per generation and fresh/stratified seeds), using the local values of annual temperature and summer precipitation as predictors. Data from neighbouring climate stations were extrapolated to obtain the local values at each site (Table 1; Sánchez Palomares *et al.*, 1999). These

variables reflected long term differences among sites, as they were obtained averaging 50 years of measures. We also included population size (reproductive adults) in the models to control demographic and sample size effects in germinability. The populations were not spatially autocorrelated for any of the three variables, either considering all the populations or only the ones in the common garden; the same was true for the model residuals (in all cases  $p > 0.05$ , Moran's I test computed using ArcGis v9.3, Esri, Redlands, USA). The three explanatory variables were not significantly correlated according to the Pearson test ( $p > 0.05$ ) and their variance inflation factor was  $< 2$ . We fitted the models using a forward/backwards stepwise variable selection procedure with Akaike's information criterion (AIC) as implemented in the R-Commander package (v1.5-3) for R (v2.10.1, The R Foundation for Statistical Computing).

## RESULTS

### *Seed dormancy patterns*

When analyzing the results for the seven populations represented in the common garden, we found the same pattern of dormancy variation in both seed generations, with seeds from higher altitude populations showing higher dormancy (Fig. 2). The patterns of the two generations were significantly correlated (Fig. 3), i.e. the populations that were more dormant in the  $F_1$  were also the more dormant ones in the  $F_2$ . The GLMM detected nevertheless significant differences between the two seed generations ( $F = 6.512$ ,  $p = 0.012$ ), as on average the  $F_2$  was 9 percentage points (pp) more dormant than the  $F_1$  in fresh, but 26 pp less dormant after stratification.

Stratification produced a significant dormancy release in both generations ( $F = 654.541$ ,  $p < 0.001$ ), but not enough to completely break dormancy in most populations (Fig. 2). The dormancy-breaking effect of the stratification was significantly higher in the  $F_2$  (70 pp germination increase vs. 37 pp in the  $F_1$ ), as shown by the significant interaction between seed generation and stratification ( $F = 107.348$ ,  $p < 0.001$ ).

### *Correlation with the genetic composition*

The population-level dormancy patterns of the seeds were significantly correlated to the genetic composition of the wild populations of origin, except in the case of the stratified  $F_1$  seeds (Fig. 4). Two population groups could be identified in the scatter plots, especially within  $F_1$  plants: (1) the four south-eastern populations (AR, MA, TE and TR), more genetically divergent from the rest, displayed high dormancy in fresh and a parallel decrease after stratification; and (2) the rest of the populations, which formed a genetically closer group, but showed a higher variation in dormancy, both in fresh and after stratification.

When analyses at the individual level were performed with the  $F_1$  seeds, the genetic composition of the mother plants was also significantly correlated with

the dormancy of the seeds they produced, even after ruling out the differences due to the population of collection, both in fresh ( $F = 3.847$ ;  $p < 0.001$ ) and stratified ( $F = 2.990$ ;  $p = 0.004$ ) seeds.

#### *Effect of the local climate*

The climatic variables significantly explained the dormancy patterns of fresh and stratified seeds from both generations (Table 3). The selection procedure included all the variables in the final GLMs, except for summer precipitation in the Fresh-F<sub>2</sub> model, although population size in the Stratified-F<sub>2</sub> model was not significant at the 5 % level ( $p = 0.053$ ). The models explained a greater portion of the variance and were more informative in the fresh seeds of both generations, where annual temperature and population size were the main variables. In the Stratified-F<sub>1</sub> model, all variables shared a similar percentage of explained variance. The Stratified-F<sub>2</sub> model was the less informative and in this case summer precipitation became the main explanatory variable. In all cases, annual temperature and summer precipitation had a negative effect on dormancy, while population size had a positive one.

## DISCUSSION

Seed dormancy in *C. somedanum* exhibits a cline along a local gradient of altitude and climate, and this cline is related both to genetic composition and the seed maturation environment. Although the general field cline is maintained when the plants and the seeds mature in a common garden, we found certain differences that can be explained by the maturation environment. Being at sea level, the common garden is 6 °C warmer than the original sites as well as frost-free for almost all the year, so the plants and seeds would perceive an extraordinarily warm year. The populations of *C. somedanum* show a fixed 'baseline' level of dormancy at dispersal, as revealed by the high levels of dormancy found in the common garden fresh seeds, even higher than in the natural populations. However, the same populations react to the environment during seed maturation and their dormancy release after stratification is more pronounced in the common garden, i.e. they are more receptive to dormancy-breaking factors. This behaviour agrees well with what was found by Chiang *et al.* (2011) in *A. thaliana*, where both the population of origin and the temperature during seed maturation influenced the levels of dormancy and the expression of a gene which controls dormancy variation in nature.

The fact that field and common garden seeds exhibited similar patterns of variation in seed dormancy suggests a genetic basis accounting for dormancy in this set of populations. Such possibility is further supported by the correlation between the patterns of variation in the phenotypic trait of interest (seed dormancy), and the pattern of underlying neutral genetic variation shown by the first PCoA axis. However, since our genetic analysis characterized neutral variation, and not variation in adaptive dormancy-related genes, support for a genetic

basis of seed dormancy must be considered indirect. The lack of correlation precisely in the F<sub>1</sub> stratified seeds gives supplementary evidence of the influence of the seed maturation environment on the receptiveness to dormancy-breaking factors. While in the stratified seeds of the F<sub>1</sub> the different field maturation environments produced the greatest departures from the fixed dormancy cline, in the F<sub>2</sub> the common environment made the cline more evident. A similar correlation between genetic variation and dormancy-related seed traits along a regional climatic gradient has been found in the widespread species *A. thaliana* (Montesinos-Navarro *et al.*, 2012) and *Beta vulgaris* L. (Wagmann *et al.*, 2012), and our study suggests that the same adaptive processes operate at reduced geographical scales.

Nevertheless, non-genetic persistent parental effects (Rossiter, 1996) coming from the F<sub>1</sub> seed maturation environments in the field cannot be entirely excluded. Alexander and Wulff (1985) reported such behaviour in *Plantago lanceolata* L., where high temperatures during the F<sub>1</sub> seed maturation produced less dormant F<sub>1</sub> seeds but more dormant F<sub>2</sub> seeds, although their study was inconclusive as this only occurred in one of the genetic lines they studied. In any case, it is difficult to see how the possible F<sub>1</sub> parental effects could be so strongly expressed above the homogenising F<sub>2</sub> seed maturation environment without an underlying genetic basis for the cline.

Future work analyzing the genetic regulatory pathways for seed dormancy in this species is nonetheless needed to confirm this genetic basis. To this end, new generations must be produced in controlled common garden conditions, in order to minimize undesirable environmental variability and better quantify the effects of the seed maturation environment and the genetic lines. In this work, our goal was to capture phenotypic field variation in conditions close to the natural ones, and as a consequence environmental influences were considerable. Even so, our results generally agree with those obtained in more controlled experimental settings (Chiang *et al.*, 2011; Kronholm *et al.*, 2012).

The story behind dormancy and genetic variation, however, seems to be more complicated than a linear relationship. Fixed local adaptation is expected when the environmental variation is at a greater spatial scale than gene flow, while the opposite situation would favour plasticity through parental environment effects (Galloway, 2005). It is possible that in *C. somedanum* local adaptation explains dormancy differences among genetically isolated groups while the seed maturation environment plays a main role within those groups. The four easternmost populations (AR, MA, TE and TR) are genetically distant from the rest and in the case of MA, TE and TR live at the highest altitudes and at the more continental sites, secluded from the majority of the populations by the highest peaks of the area. The germination of these four populations shows

similarities, with total or nearly total dormancy at dispersal and a similar receptiveness to dormancy-breaking factors. Meanwhile, the rest of the populations form a genetically homogeneous group and exhibit the altitudinal cline in dormancy at dispersal, but their receptiveness to dormancy-breaking factors varies from a null response in BR to a large germination increase in CU.

Another departure from a linear relationship is the extraordinary low dormancy in AG, which is also one of the smallest populations with 12 reproductive adults, and may be the consequence of a recent colonization of AG by low dormant genotypes. Indeed, the AG population is largely responsible for the important effect of population size in the predictive models, where bigger population sizes correlate to lower seed germination. This relationship is contrary to what could be expected if the demographic effect was related to a reduction of germinability produced by reduced fitness and higher inbreeding depression in the smaller populations (Hershel and Paige, 1991). If the AG data are removed, the population size effect is much reduced in the  $F_1$  models and completely disappears from the  $F_2$  ones.

Regardless of population size, the dormancy cline found in *C. somedanum* is related to the local variations in climate. Correlations between higher altitude sites and higher dormancy levels have usually been reported at broader geographical scales (Vickery, 1983; Beardsell and Mullet, 1984; Holm, 1994; Cavieres and Arroyo, 2000). In our case, the sites with lower annual temperatures and summer precipitation produce seeds with higher dormancy levels. The effect of temperature is in agreement with the results reported by Fenner (1991) and Fenner and Thompson (2005) in their reviews of seed maturation under controlled conditions experiments, as well as the behaviour found in the field by Meyer and Monsen (1991). In the case of *C. somedanum*, the plants growing at lower altitudes, under a generally milder climate, produce seeds that will germinate earlier, benefiting from a longer growing season. Plants from higher altitudes, where winters are harsher, produce seeds which will not germinate until the unfavourable season is over. This work cannot definitely determine that local adaptation is behind the cline, as that would require reciprocal transplant experiments and fitness measures. Nonetheless, a correlation between an environmental factor and a cline in a trait hypothetically related to fitness in response to that factor may be regarded as a clue of such adaptation (Montesinos-Navarro et al., 2011).

The ecological meaning of the summer precipitation effect, on the other hand, is less evident, especially due to its secondary role in comparison to temperature. Most experiments on seed maturation under controlled conditions actually reported a positive correlation between water availability and dormancy (Allen and Meyer, 2002; Hoyle et al., 2008). Studies performed with the weed *Sinapis arvensis* L. hypothesized that

adequate soil moisture during seed maturation results in more dormant seeds because better developed seeds are produced (Wright et al., 1999; Luzuriaga et al., 2006), but in the spring habitats occupied by *C. somedanum* water availability should not be a limiting factor. However, precipitation may affect the plant through air humidity or the alteration of the water regime and the courses of the springs to which *C. somedanum* germination is especially adapted (Fernández-Pascual et al., 2012).

In conclusion, our study shows that seed dormancy has the capacity to adapt, even at reduced local scales, to long term climatic differences through inheritable clinal variation; but also to adjust itself to the weather during seed maturation especially through the receptiveness to dormancy-breaking factors. The processes behind phenotypical plasticity in dormancy which have been detected at broad scales and in wide-distributed species (Chiang et al., 2011; Montesinos-Navarro et al., 2012; Wagmann et al., 2012) seem to operate as well at local scales and in narrowly-distributed taxa. Therefore, the risk of plants not being able to match their dormancy-breaking requirements as a consequence of the global increase in temperature (Ooi et al., 2009; Orrù et al., 2012) is lessened. The very presence of intra-specific variation on such a reduced scale highlights the great potential of physiological dormancy to adapt to fast environmental changes in time and space.

## FUNDING

This work was supported by the Spanish Ministry of the Environment - Fundación Biodiversidad (project *Conservación ex situ de plantas amenazadas de máxima prioridad en el norte peninsular: Aster pyrenaeus y Centaureum somedanum*); the Government of Asturias (Programa de Ayudas Predoctorales “Severo Ochoa”, Plan de Ciencia, Tecnología e Innovación del Principado de Asturias grant to E.F.P); and the European Social Fund through the Spanish Ministry of Science (PTA2007-0726-I grant to B.J.A.).

## ACKNOWLEDGEMENTS

We thank R. Álvarez Álvarez, E. Correia Álvarez, A. I. García Torrico, C. Marcenò, D. Rodríguez de la Cruz, J. Sánchez Sánchez and J.I. Sanzo Rodríguez who contributed to leaf and seed collection; I. Pascual González, Y. Peña Abeijón and her students who helped with the common garden; Á. Penas and S. del Río who provided the climatic variables; and J.M. Iriondo, P. Toorop and three anonymous reviewers for their comments and revision of the manuscript. Seed collection was authorized by the regional governments of Asturias and Castile-Leon.

## LITERATURE CITED

Alexander HM, Wulff RD. 1985. Experimental ecological genetics in *Plantago*. X. The effects of maternal temperature on seed and seedling characters in *P. lanceolata*. *Journal of Ecology* **73**: 271-282.

- Allen PS, Meyer SE. 2002. Ecology and ecological genetics of seed dormancy in downy brome. *Weed Science* 50: 241-247.
- Andersson L, Milberg P. 1998. Variation in seed dormancy among mother plants, populations and years of seed collection. *Seed Science Research* 8: 29-38.
- Barclay AM, Crawford RMM. 1984. Seedling emergence in the rowan (*Sorbus aucuparia*) from an altitudinal gradient. *Journal of Ecology* 72: 627-636.
- Baskin CC, Baskin JM. 1998. *Seeds. Ecology, Biogeography, and Evolution of Dormancy and Germination*. San Diego: Academic Press.
- Baskin JM, Baskin CC. 1985. Annual dormancy cycles in buried weed seeds: A continuum. *BioScience* 35: 492-498.
- Baskin JM, Baskin CC. 2004. A classification system for seed dormancy. *Seed Science Research* 14: 1-16.
- Batlla D, Benech-Arnold RL. 2003. A quantitative analysis of dormancy loss dynamics in *Polygonum aviculare* L. seeds: Development of a thermal time model based on changes in seed population thermal parameters. *Seed Science Research* 13: 55-68.
- Batlla D, Benech-Arnold RL. 2004. A predictive model for dormancy loss in *Polygonum aviculare* L. seeds based on changes in population hydrotime parameters. *Seed Science Research* 14: 277-286.
- Batlla D, Benech-Arnold RL. 2005. Changes in the light sensitivity of buried *Polygonum aviculare* seeds in relation to cold-induced dormancy loss: development of a predictive model. *Seed Science Research* 14: 277-286.
- Batlla D, Benech-Arnold RL. 2007. Predicting changes in dormancy level in weed seed soil banks: Implications for weed management. *Crop Protection* 26: 189-197.
- Batlla D, Verges V, Benech-Arnold RL. 2003. A quantitative analysis of seed responses to cycle-doses of fluctuating temperatures in relation to dormancy: Development of a thermal time model for *Polygonum aviculare* L. seeds. *Seed Science Research* 13: 197-207.
- Beardsell D, Mullet J. 1984. Seed germination of *Eucalyptus pauciflora* Sieb. ex Spreng. from low and high altitude populations in Victoria. *Australian Journal of Botany* 32: 475-480.
- Bentsink L, Jowett J, Hanhart CJ, Koornneef M. 2006. Cloning of *DOG1*, a quantitative trait locus controlling seed dormancy in *Arabidopsis*. *Proceedings of the National Academy of Sciences of the United States of America* 103: 17042-17047.
- Bentsink L, Hanson J, Hanhart CJ, et al. 2010. Natural variation for seed dormancy in *Arabidopsis* is regulated by additive genetic and molecular pathways. *Proceedings of the National Academy of Sciences of the United States of America* 107: 4264-4269.
- Black M, Bewley JD, Halmer P. 2006. *The Encyclopedia of Seeds. Science, Technology and Uses*. Wallingford: CABI Publishing.
- Brandl M. 2005. The effect of stratification temperatures on the level of dormancy in primary and secondary dormant seeds of two *Carex* species. *Plant Ecology* 178: 163-169.
- Brys R, Jacquemyn H. 2011. Variation in the functioning of autonomous self-pollination, pollinator services and floral traits in three *Centaureum* species. *Annals of Botany* 107: 917-925.
- Caujapé-Castells J, Jaén-Molina R, Cabrera-García N, Curbelo-Muñoz L. 2011. *Manual del Banco de ADN de la Flora Canaria*. Dpto. Biodiversidad Molecular, Jardín Botánico Canario "Viera y Clavijo", Las Palmas de Gran Canaria. <http://www.bioclimac.com/mbdna>
- Cavieres LA, Arroyo MTK. 2000. Seed germination response to cold stratification period and thermal regime in *Phacelia secunda* (Hydrophyllaceae). *Plant Ecology* 149: 1-8.
- Chiang GC, Bartsch M, Barua D, et al. 2011. *DOG1* expression is predicted by the seed-maturation environment and contributes to geographical variation in germination in *Arabidopsis thaliana*. *Molecular Ecology* 20: 3336-3349.
- Donohue K. 2005. Niche construction through phenological plasticity: life history dynamics and ecological consequences. *New Phytologist* 166: 83-92.
- Donohue K, Dorn L, Griffith C, et al. 2005a. Environmental and genetic influences on the germination of *Arabidopsis thaliana* in the field. *Evolution* 59: 740-757.
- Donohue K, Dorn L, Griffith C, et al. 2005b. The evolutionary ecology of seed germination of *Arabidopsis thaliana*: variable natural selection on germination timing. *Evolution* 59: 758-770.
- Donohue K, Dorn L, Griffith C, et al. 2005c. Niche construction through germination cueing: life-history responses to timing of germination in *Arabidopsis thaliana*. *Evolution* 59: 771-785.
- Donohue K. 2009. Completing the cycle: maternal effects as the missing link in plant life histories. *Philosophical Transactions of the Royal Society B: Biological Sciences* 364: 1059-1074.
- El-Keblawy AA, Shaltout KH, Lovett Doust J, Lovett Doust L. 1996. Maternal effects on progeny in *Thymelaea hirsuta*. *New Phytologist*, 132, 77-85.
- Fenner M. 1991. The effects of the parent environment on seed germinability. *Seed Science Research* 1: 75-84.
- Fenner M, Thompson K. 2005. *The Ecology of Seeds*. Cambridge: Cambridge University Press.
- Fernández-Pascual E, Jiménez-Alfaro B, Díaz TE. 2013. The temperature dimension of the seed germination niche in fen wetlands. *Plant Ecology*, in press. doi:10.1007/s11258-012-0165-7.
- Fernández-Pascual E, Jiménez-Alfaro B, García-Torrico AI, Pérez-García F, Díaz TE. 2012. Germination ecology of the perennial *Centaureum somedanum*, a specialist species of mountain springs. *Seed Science Research* 22: 199-205.
- Figuerola R, Herms DA, Cardina J, Doohan D. 2010. Maternal environment effects on common groundsel (*Senecio vulgaris*) seed dormancy. *Weed Science* 58: 160-166.
- Finch-Savage WE, Leubner-Metzger G. 2006. Seed dormancy and the control of germination. *New Phytologist* 171: 501-523.
- Galloway LF. 2005. Maternal effects provide phenotypic adaptation to local environmental conditions. *New Phytologist* 166: 93-99.
- Giménez-Benavides L, Escudero A, Pérez-García F. 2005. Seed germination of high mountain Mediterranean species: altitudinal, interpopulation and interannual variability. *Ecological Research* 20: 433-444.
- Hammer O, Harper DAT, Ryan PD. 2001. PAST: Paleontological statistics software package for education and data analysis. *Palaeontologia Electronica* 4: 1-9.
- Herranz JM, Copete MÁ, Ferrandis P, Copete E. 2010. Intermediate complex morphophysiological dormancy in the endemic Iberian *Aconitum napellus* subsp. *castellanum* (Ranunculaceae). *Seed Science Research* 20: 109-121.
- Heschel MS, Paige KN. 1995. Inbreeding depression, environmental stress, and population size variation in scarlet gilia (*Ipomopsis aggregata*). *Conservation Biology* 9: 126-133.
- Holm SO. 1994. Reproductive patterns of *Betula pendula* and *B. pubescens* coll. along a regional altitudinal gradient in northern Sweden. *Ecography* 17: 60-72.
- Hoyle GL, Steadman KJ, Daws MI, Adkins SI. 2008. Pre- and post-harvest influences on seed dormancy status of an Australian Goodeniaceae species, *Goodenia fascicularis*. *Annals of Botany* 102: 93-101.
- Hufford KM, Mazer SJ. 2003. Plant ecotypes: genetic differentiation in the age of ecological restoration. *Trends in Ecology & Evolution* 18: 147-155.
- Jiménez-Alfaro B, Bueno Sánchez A, Fernández Prieto JA. 2005. Ecología y conservación de *Centaureum somedanum* M. Laínz (Gentianaceae), planta endémica de la Cordillera Cantábrica (España). *Pirineos* 160: 45-67.
- Jiménez-Alfaro B, Fernández Menéndez S, Bueno Sánchez A and Fernández Prieto JA. 2013. Vegetation and hydrogeology along the distribution range of *Centaureum somedanum*, an endemic plant of mountain calcareous springs. *Alpine Botany*, in press. doi:10.1007/s00035-013-0114-7.
- Jiménez-Alfaro B, Fernández-Pascual E, García-Torrico AI. 2010. *Centaureum somedanum* M. Laínz. In: Bañares Á, Blanca G, Güemes J, Moreno JC, Ortiz S, eds. *Atlas y Libro Rojo de la Flora Vasculare Amenazada de España. Adenda 2010*. Madrid: Dirección General de Conservación de la Naturaleza, 100-101.
- Kepeczynski J, Bihun M, Kepeczynska E. 2006. Implication of ethylene in the release of secondary dormancy in *Amaranthus caudatus* L. seeds by gibberellins or cytokinin. *Plant Growth Regulation* 48: 119-126.
- Koornneef M, Bentsink L, Hilhorst H. 2002. Seed dormancy and germination. *Current Opinion in Plant Biology* 5: 33-36.

- Koutecká E, Leps J. 2009.** Effect of light and moisture conditions and seed age on germination of three closely related *Myosotis* species. *Folia Geobotanica* **44**: 109-130.
- Kronholm I, Picó FX, Alonso-Blanco C, Goudet J, de Meaux J. 2012.** Genetic basis of adaptation in *Arabidopsis thaliana*: local adaptation at the seed dormancy QTL *DOG1*. *Evolution* **66**: 2287-2302.
- Lee C, Mitchell-Olds T. 2011.** Quantifying effects of environmental and geographical factors on patterns of genetic differentiation. *Molecular Ecology* **20**: 4631-4642.
- Leps J, Smilauer P. 2003.** *Multivariate Analysis of Ecological Data using CANOCO*. Cambridge: Cambridge University Press.
- Leymarie J, Robayo-Romero ME, Gendreau E, Benech-Arnold RL, Corbineau F. 2008.** Involvement of ABA in induction of secondary dormancy in barley (*Hordeum vulgare* L.) seeds. *Plant and Cell Physiology* **49**: 1830-1838.
- Luzuriaga AL, Escudero A, Pérez-García F. 2006.** Environmental effects on seed morphology and germination in *Sinapis arvensis* (Cruciferae). *Weed Research* **46**: 163-174.
- Meimberg H, Abele T, Bräuchler C, McKay JK, Pérez de Paz PL, Heubl GN. 2006.** Molecular evidence for adaptive radiation of *Micromeria* Benth. (Lamiaceae) on the Canary Islands as inferred from chloroplast and nuclear DNA sequences and ISSR fingerprint data. *Molecular Phylogenetics and Evolution* **41**: 566-578.
- Meyer SE, Monsen SB. 1991.** Habitat-correlated variation in mountain big sagebrush (*Artemisia tridentata* ssp. *vaseyana*) seed germination patterns. *Ecology* **72**: 739-742.
- Montague JL, Barrett SCH, Eckert CG. 2008.** Re-establishment of clinal variation in flowering time among introduced populations of purple loosestrife (*Lythrum salicaria*, Lythraceae). *Journal of Evolutionary Biology*, **21**, 234-245.
- Montesinos-Navarro A, Wig J, Picó FX, Tonsor SJ. 2011.** *Arabidopsis thaliana* populations show clinal variation in a climatic gradient associated with altitude. *New Phytologist* **189**: 282-294.
- Montesinos-Navarro A, Picó FX, Tonsor SJ. 2012.** Clinal variation in seed traits influencing life cycle timing in *Arabidopsis thaliana*. *Evolution* **66**: 3417-3431.
- Moyer JL, Lang RL. 1976.** Variable germination response to temperature for different sources of winterfat seed. *Journal of Range Management* **29**: 320-321.
- Ooi MKJ, Auld TD, Denham AJ. 2009.** Climate change and bet-hedging: interactions between increased soil temperatures and seed bank persistence. *Global Change Biology* **15**: 2375-2386.
- Ooi MKJ. 2012.** Seed bank persistence and climate change. *Seed Science Research* **22**: 53-60.
- Orrù M, Mattana E, Pritchard HW, Bacchetta G. 2012.** Thermal thresholds as predictors of seed dormancy release and germination timing: altitude-related risks from climate warming for the wild grapevine *Vitis vinifera* subsp. *sylvestris*. *Annals of Botany* **110**: 1651-1660.
- Qaderi MM, Cavers PB, Hamill AS, Downs MP, Bernardis MA. 2006.** Maturation temperature regulates germinability and chemical constituents of Scotch thistle (*Onopordum acanthium*) cypselas. *Canadian Journal of Botany* **84**: 28-38.
- Ren Z, Abbott RJ. 1991.** Seed dormancy in Mediterranean *Senecio vulgaris* L. *New Phytologist* **117**: 673-678.
- Rich TCG. 2005.** Could *Centaurium scilloides* (L. f.) Samp. (Gentianaceae), Perennial Centaury, have colonised Britain by sea? *Watsonia* **25**: 397-401.
- Rodríguez Á. 1985.** *El Libro de Somiedo*. Bilbao: Mases Ediciones.
- Rossiter MC. 1996.** Incidence and consequences of inherited environmental effects. *Annual Review of Ecology and Systematics* **27**: 451-476.
- Sánchez Palomares O, Sánchez Serrano F, Carretero Carrero MP. 1999.** *Modelos y cartografía de estimaciones climáticas termoplumiométricas para la España peninsular*. Madrid: Instituto Nacional de Investigación y Tecnología Agraria y Alimentaria.
- Schütz W, Rave G. 2003.** Variation in seed dormancy of the wetland sedge, *Carex elongata*, between populations and individuals in two consecutive years. *Seed Science Research* **13**: 315-322.
- Skordilis A, Thanos CA. 1995.** Seed stratification and germination strategy in the Mediterranean pines *Pinus brutia* and *P. halepensis*. *Seed Science Research* **5**: 151-160.
- Steadman KJ, Pritchard HW. 2004.** Germination of *Aesculus hippocastanum* seeds following cold-induced dormancy loss can be described in relation to a temperature-dependent reduction in base temperature (Tb) and thermal time. *New Phytologist* **161**: 415-425.
- Treier UA, Müller-Schärer H. 2011.** Differential effects of historical migration, glaciations and human impact on the genetic structure and diversity of the mountain pasture weed *Veratrum album* L. *Journal of Biogeography* **38**: 1776-1791.
- Vickery RKJ. 1983.** Plasticity and polymorphism in seed germination of *Mimulus guttatus* (Scrophulariaceae). *Great Basin Naturalist* **43**: 470-474.
- Vleeshouwers LM, Bouwmeester HJ, Karssen CM. 1995.** Redefining seed dormancy: An attempt to integrate physiology and ecology. *Journal of Ecology* **83**: 1031-1037.
- Wagmann K, Hautekèete NC, Piquot Y, Meunier C, Schmitt SE, Van Dijk H. 2012.** Seed dormancy distribution: explanatory ecological factors. *Annals of Botany* **110**: 1205-1219.
- Walck JL, Hidayati SN, Dixon KW, Thompson K, Poschlod P. 2011.** Climate change and plant regeneration from seed. *Global Change Biology* **17**: 2145-2161.
- Wright KJ, Seavers GP, Peters NCB, Marshall MA. 1999.** Influence of soil moisture on the competitive ability and seed dormancy of *Sinapis arvensis* in spring wheat. *Weed Research* **39**: 309-317.



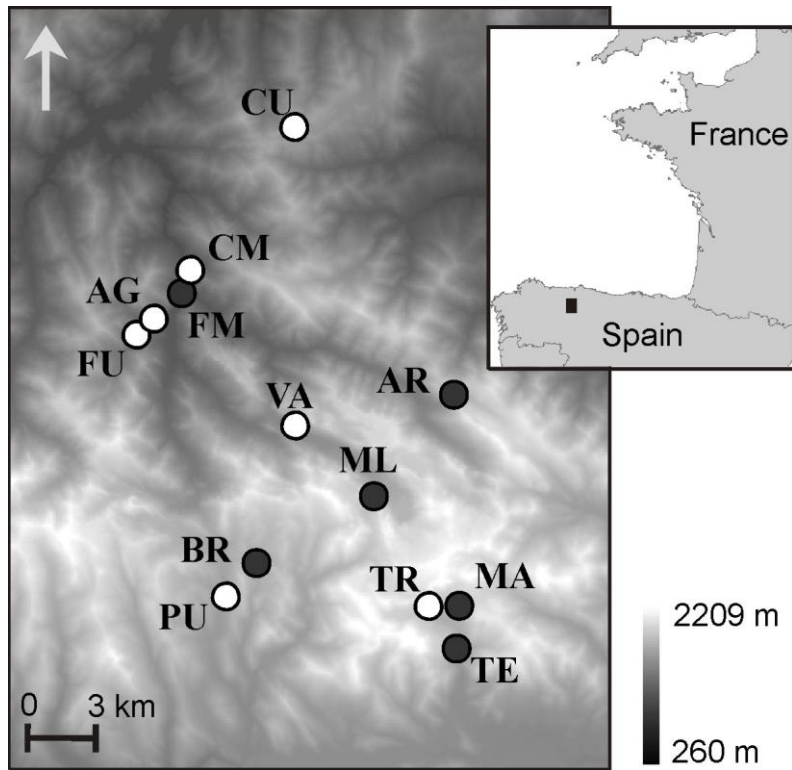


FIG. 1. Map of the study area showing the 13 studied population sites. The open circles indicate the seven populations that were also included in the common garden and  $F_2$  germination experiments.

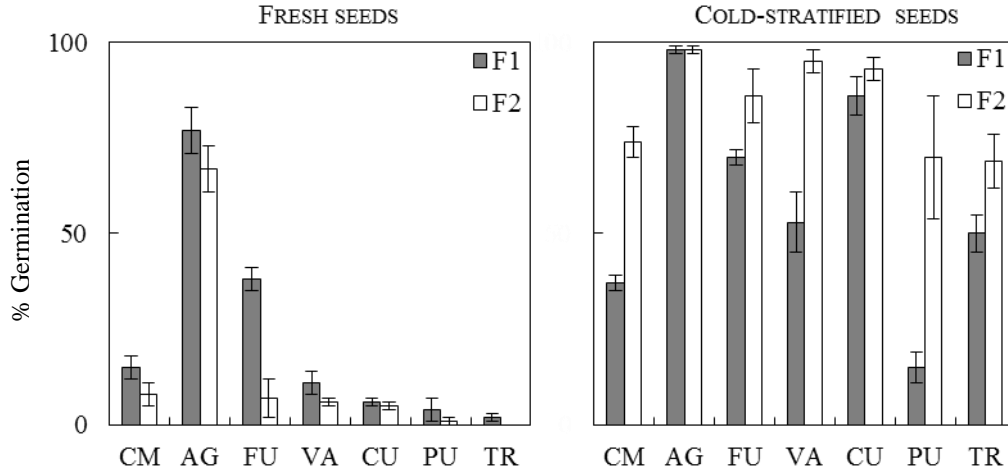


FIG. 2. Population germination (mean  $\pm$  SE of four dishes) after four weeks of incubation at 22/12 °C of fresh (left panel) and stratified (right panel) seeds from the two seed generations ( $F_1$  = grey bars;  $F_2$  = white). The populations are placed from lowest (left) to highest (right) altitude of origin.

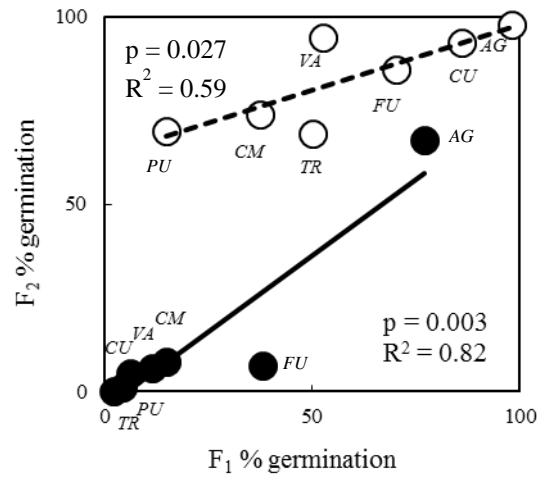


FIG. 3. Scatter plot and fitted regression lines between  $F_1$  and  $F_2$  seed germination after four weeks of incubation at 22/12 °C. The circles represent the % germination of a population (mean of four dishes; black circles = fresh seeds; open circles = stratified seeds). The population code of each circle is indicated in italics close to it. The results of the linear regression are given.

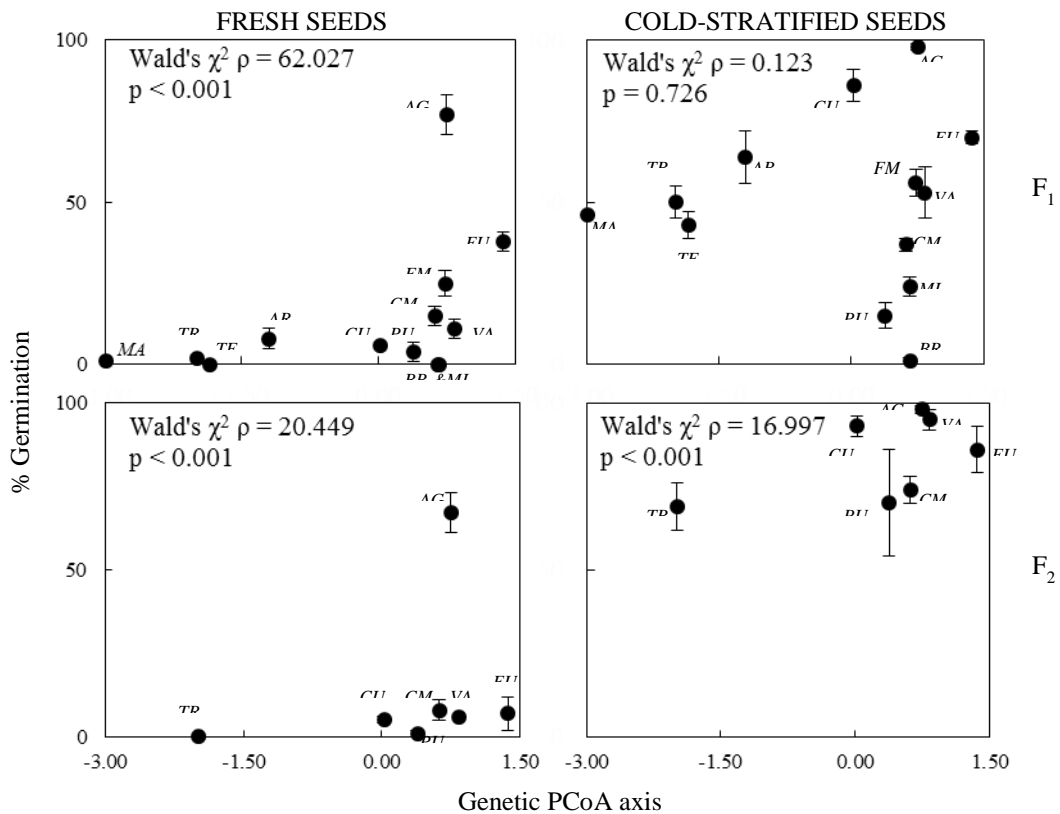


FIG. 4. Scatter plots of population germination (mean  $\pm$  SE of four dishes) versus population genetic ordination, represented by the value of the first PCoA axis calculated from the ISSR matrix, in fresh and stratified seeds of the  $F_1$  (13 populations) and  $F_2$  (seven populations) seed generations. Each circle represents a population, its code is indicated in italics close to it. The results of the binary logistic regressions are given.

TABLE 1. Description of the study sites. JBA is the common garden. Alt = altitude (m above sea level); T = mean annual temperature (°C); P = summer precipitation (mm); N<sub>t</sub> = population size (reproductive individuals); N<sub>s</sub> = sample size for the genetic analysis; G = position of the populations in the first PCoA axis obtained from the ISSR matrix

Site	Coordinates (N, W)	Alt	T	P	N <sub>t</sub>	N <sub>s</sub>	G
AG	43°06'35" 06°15'22"	830	10.1	154	12	12	0.75
AR	43°05'13" 06°06'43"	1470	7.0	214	108	32	-1.20
BR	43°01'28" 06°12'36"	1540	6.5	139	46	16	0.66
CM	43°07'05" 06°15'05"	600	11.1	143	233	42	0.62
CU	43°10'53" 06°11'59"	1350	7.5	203	11	10	0.02
FM	43°07'11" 06°15'08"	710	10.7	148	38	18	0.73
FU	43°06'19" 06°16'26"	870	9.9	158	65	16	1.37
MA	43°00'35" 06°06'30"	1670	5.7	147	62	15	-2.99
ML	43°02'36" 06°09'21"	1590	6.5	231	142	34	0.66
PU	43°00'37" 06°13'29"	1420	7.2	130	163	21	0.38
TE	42°59'40" 06°06'31"	1580	6.3	140	99	33	-1.84
TR	43°00'33" 06°07'11"	1630	6.0	143	48	10	-1.99
VA	43°04'19" 06°11'49"	1280	7.9	193	283	44	0.83
JBA	43°31'15" 05°36'49"	25	14.0	175	-	-	-

TABLE 2. ISSR primers used in this study. Two primers were included in one PCR, the annealing temperature (T) is shown for this reaction

Primer	Sequence 5'-3'	T (°C)
1 I-GA8C	GAGAGAGAGAGAGAGAC	53
I-CA9G	CACACACACACACACACAG	
2 I-AC9G	ACACACACACACACACACG	55
I-AC9C	ACACACACACACACACACC	
3 I-ACG5G	ACGACGACGACGACGG	57
I-ACG5C	ACGACGACGACGACGC	
4 I-TCG5G	TCGTCGTCGTCGTCGG	55
I-TCG5C	TCGTCGTCGTCGTCGC	

TABLE 3. Explanatory models fitted to the germination data by means of binary logistic regression. The effects appear in the order they were included by the variable selection procedure (forwards/backwards, AIC). T = annual temperature; P = summer precipitation; N = population size (reproductive adults); %V = Percentage of the variance explained by the model after the inclusion of the effect

Model	Effect	Coefficient	S.E.	$\chi^2$	p	%V
<b>Fresh F<sub>1</sub></b> 13 populations AIC=789.05	Intercept	-9.74E+00	1.33E+00	53.509	0.000	
	T	7.99E-01	7.41E-02	116.381	0.000	17.22
	N	-7.87E-03	1.17E-03	45.603	0.000	21.41
	P	1.04E-02	4.78E-03	4.748	0.029	21.81
<b>Fresh F<sub>2</sub></b> 7 populations AIC=403.11	Intercept	-9.30E+00	1.17E+00	63.250	0.000	
	T	9.32E-01	1.24E-01	56.475	0.000	9.82
	N	-1.38E-02	1.81E-03	57.988	0.000	22.17
<b>Stratified F<sub>1</sub></b> 13 populations AIC=1584.2	Intercept	-4.05E+00	4.43E-01	83.686	0.000	
	T	3.12E-01	3.43E-02	83.211	0.000	4.59
	N	-6.79E-03	7.89E-04	74.149	0.000	9.30
	P	1.38E-02	1.91E-03	51.811	0.000	13.56
<b>Stratified F<sub>2</sub></b> 7 populations AIC=579.22	Intercept	-3.99E+00	8.72E-01	20.986	0.000	
	P	2.96E-02	5.21E-03	32.228	0.000	6.18
	T	1.56E-01	5.91E-02	6.948	0.008	6.90
	N	-2.35E-03	1.21E-03	3.733	0.053	7.43